
Oxford[®] Full Back Slings



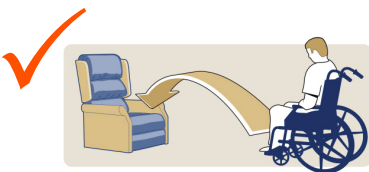
Full Back

The Oxford® Full Back sling is an easy fit, contoured sling designed to fit most clients. It offers excellent full body support and the correct size will fit snugly and give full protection for patients who go into extension or have involuntary movements or behavioural problems.

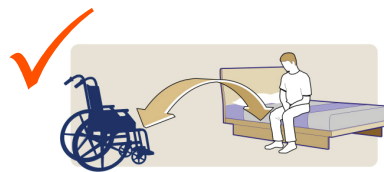
- ✓ Available in polyester solid or net material options
- ✓ Integrated, boned head support and leg padding as standard
- ✓ Colour coded binding indicates sling size
- ✓ Positioning handles allow easy patient repositioning
- ✓ Coloured attachment loops promote correct/safe positioning
- ✓ Modesty loop helps protect patient dignity during transfer
- ✓ Can be customised to fulfil patient specific needs



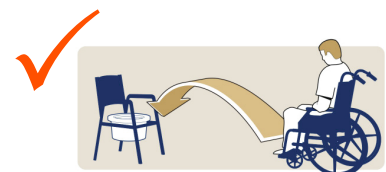
Size	Poly	Mesh	SWL
XS	LG6117	LG6127	227kg
S	LG5030	LG6129	227kg
M	LG5032	LG6131	227kg
L	LG5034	LG6133	227kg
XL	LG6125	LG6135	227kg



Chair to Chair



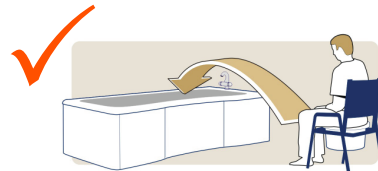
Bed to Chair/Chair to Bed



Chair to Commode/Toilet



Floor to Bed/Chair



Transfer to Bath





At Enable we source quality, affordable and innovative products globally and have them available for fast delivery. But we do more than just provide products.

We give the knowledge and support to help our customers grow their business and deliver better life care.



ENABLE LIFECARE PTY LTD

T 1300 370 370

enablelifecare.com.au